

SERIES 80
SEMI-AUTOMATIC MAN-LIFT
CASE

Depalletizer
from
Production Automation, Inc.



Features

EMPTY PALLET STACKER

Reliable and positive pallet stacking is provided by a two thousand pound lift table incorporated with a simple pallet retainer system.

CASE DISCHARGE CONVEYOR FOOT SECTION

TELESCOPING CASE CONVEYOR

Special telescoping discharge case conveyor expands and contracts as the operator travels up and down the pallet load. In some locations the discharge case conveyor can be connected directly to any decaser without loss of accumulation.

CONTROL PANEL

NEMA 12 enclosure. Photocells and limit switches NEMA 4 with rigid conduit used throughout.

DRIVE SYSTEM

Power from an electric motor is transferred to a 2¼" dia. Ball Bearing Screw Assembly which drives the operator's platform up and down. The Ball Screw application provides the operator with a degree of safety that cannot be found on any other man-lift Depalletizer.

LIFTING MAST

The section of the system which supports the operator's platform and contains the drive system.

OPERATOR'S PLATFORM

The operator's platform contains all the necessary controls for the operation of the system.

LOAD LIFTERS

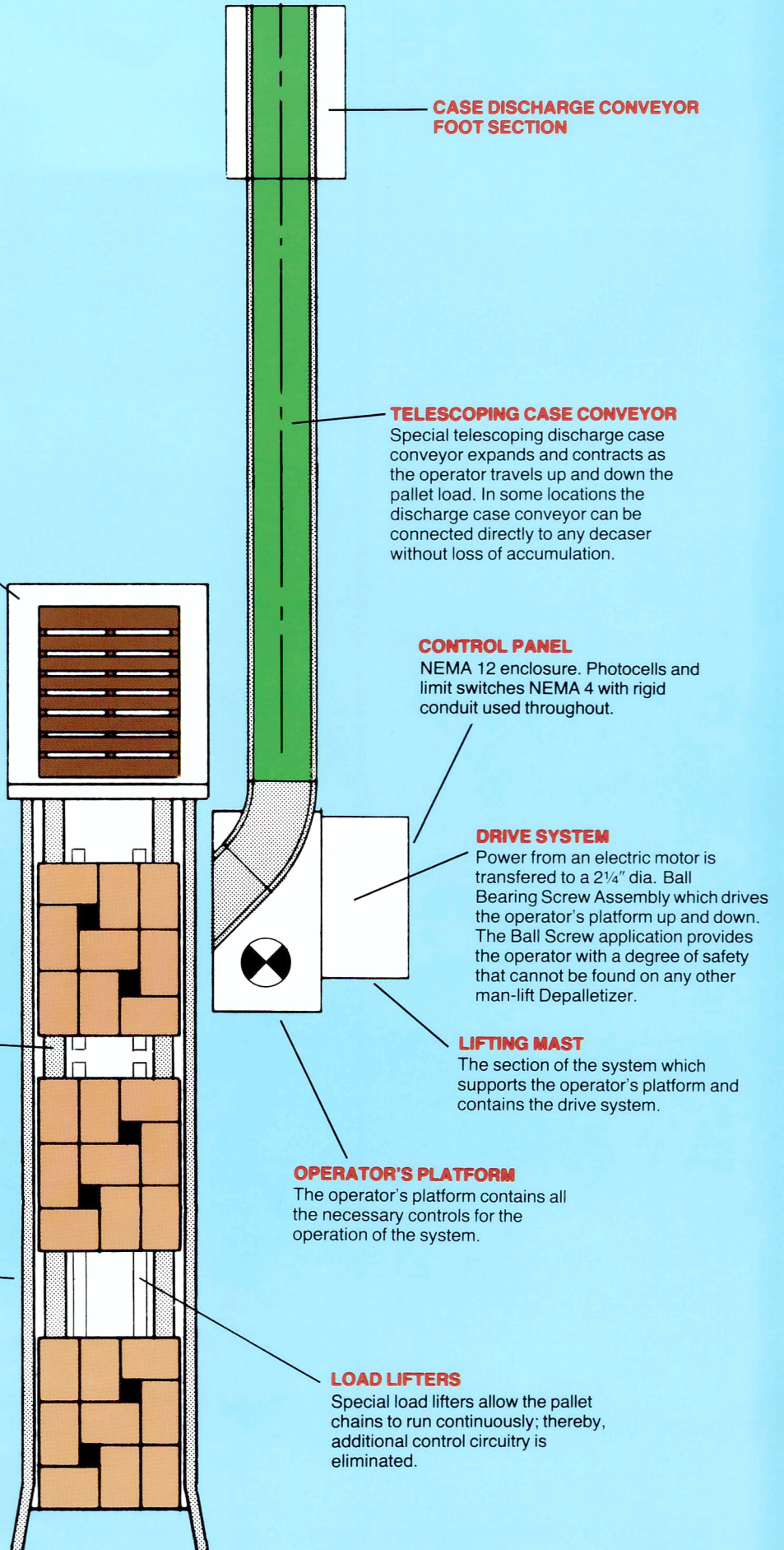
Special load lifters allow the pallet chains to run continuously; thereby, additional control circuitry is eliminated.

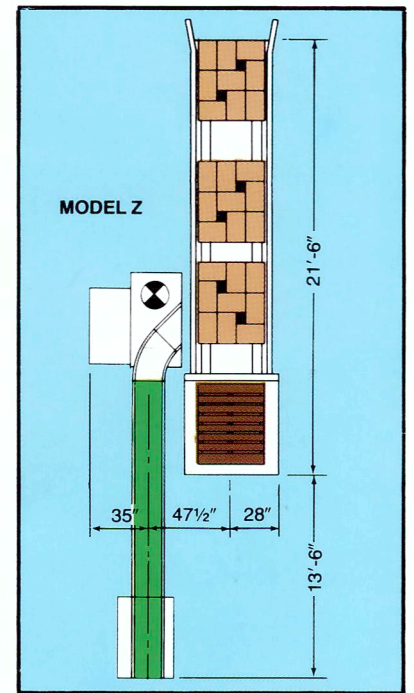
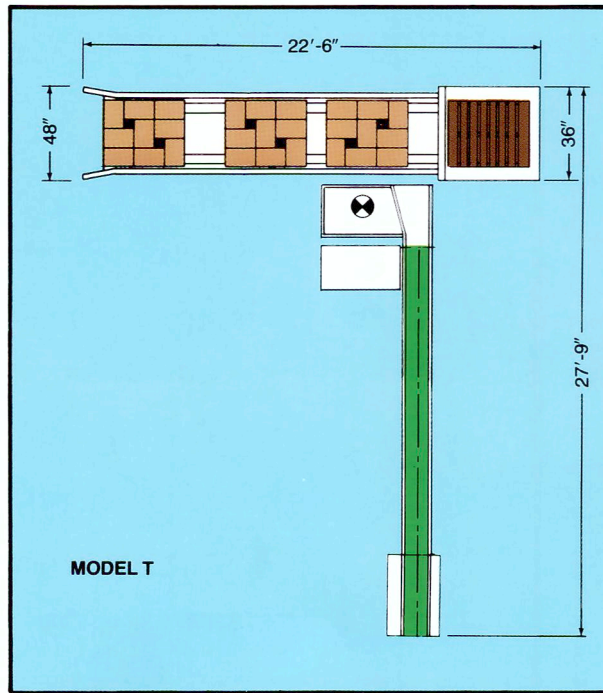
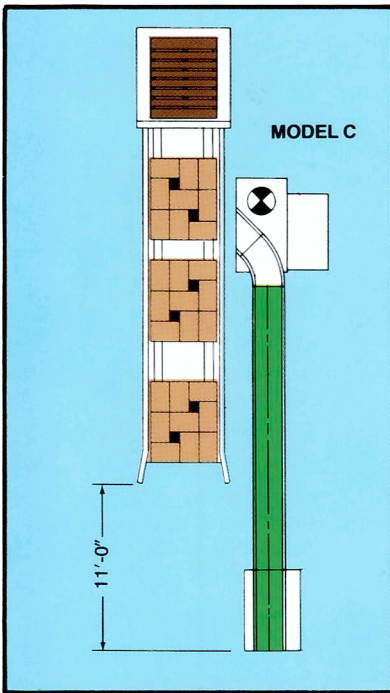
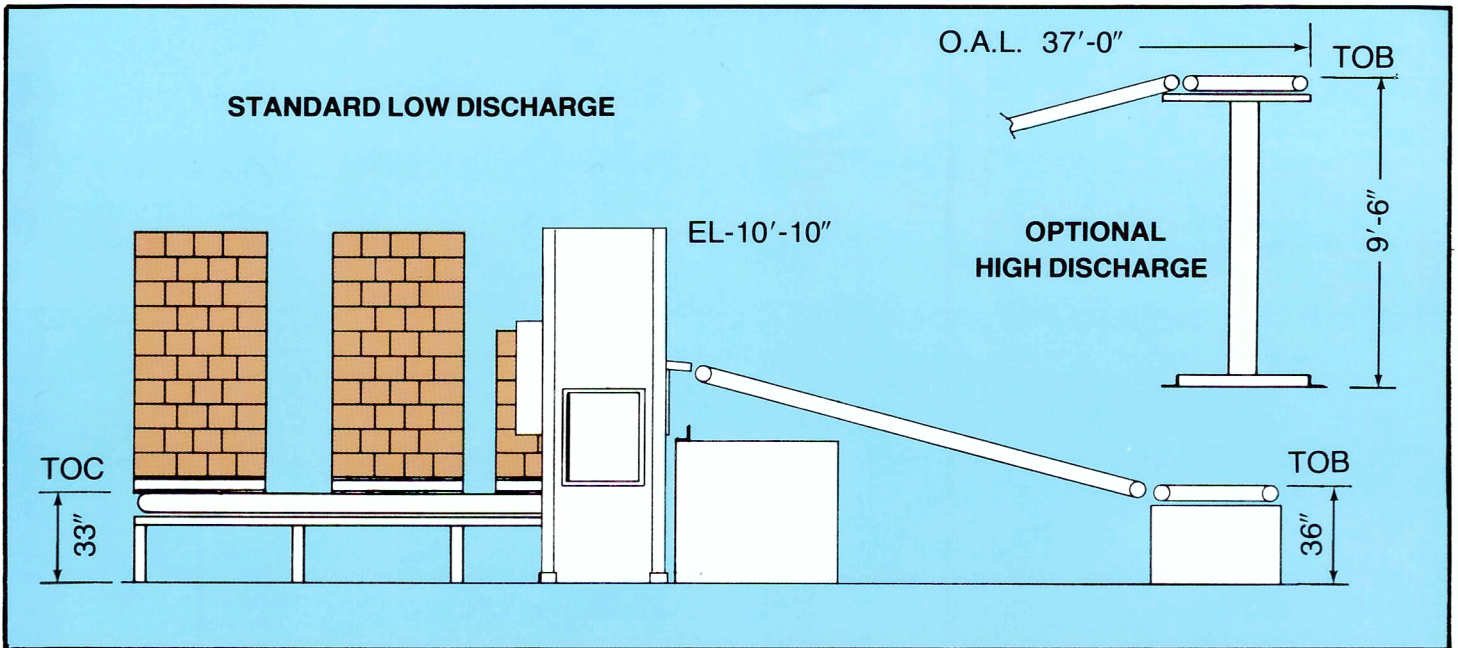
CONVEYOR CHAINS

4½" wide table top chains carry the pallet loads gently across wear strips mounted on 6" x 6" steel tubing.

FULL PALLET LOAD INFEEED CONVEYOR

Conveyor handles all bottler's pallets and is available with any number of pallet load stations. Three are standard.





Right-Hand Models shown
Left-Hand Models are available

General Specifications

- * Speeds — Returnables 35 CPM
— Non-returnables 45 CPM
- Operator's Platform Lift Speed — 37 FPM
- Maximum Load Height — 96" including pallet
- Pallet Infeed Conveyor Capacity — 3 pallet loads std.
- Pallet Infeed Conveyor Elevation — 33" std.
- Pallet Sizes — 36" x 36", 36" x 48" & 48" x 40"
(others are available)
- Empty Pallet Stacker Capacity — 2000#
(12 recommended)

- Telescoping Discharge Case Conveyor Length:
Contracted — 18' - 0"
Expanded — 19' - 9"
Width — 15" B.B.
- Telescoping Discharge Conveyor Belt Speed — 80 FPM
- Discharge Case Conveyor Foot Section Belt Speed — 90 FPM
- Electrical Supply — Dual voltage 4.6 KVA
- Connected Horse Power — 4^{3/4}
- Pneumatic Requirements — 5 CFM @ 60 PSI
- Net Shipping Weight: Approximately 7,500 lbs.
- Variations of Standard Models Are Available

*speeds will vary due to operator, patterns, products, etc.

Production Automation, Inc./2075 Exchange Street/Montgomery, AL 36116

PALLETIZERS/DEPALLETIZERS/AUTOMATED MATERIAL HANDLING SYSTEMS